

4

3

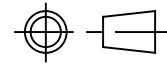
2

1

NOTES:

1. INNER BARE WIRE IS CUT OFF AT BOTH ENDS

THIRD ANGLE PROJECTION


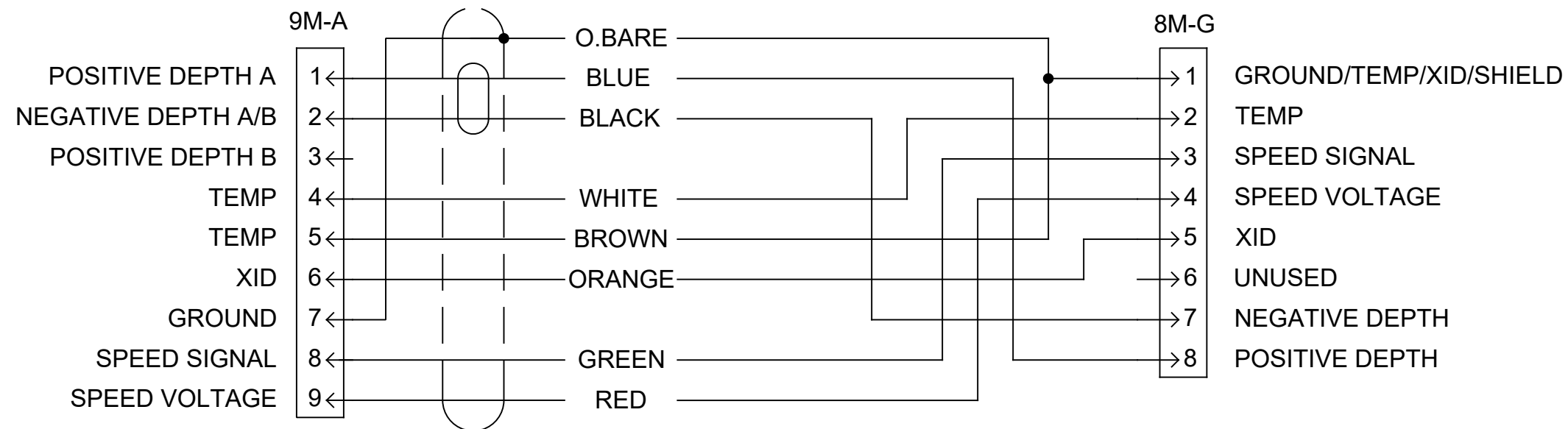


DOCUMENT REVISIONS


REV	DESCRIPTION	CO NO.	DATE	CHG/CHK
1	INITIAL RELEASE	---	02/14/22	---/---

TDT1000 END

TRANSDUCER CABLE END



CONTACT END VIEW
9 PIN MALE



CONTACT END VIEW
8 PIN MALE

PART NUMBER	P/N REV
33-1325-01	N/A

UNLESS OTHERWISE SPECIFIED	SIGNATURE	DATE
DIMENSIONS ARE IN INCHES TOLERANCES ON 2 PL DECIMALS: ±0.02 3 PL DECIMALS: ±0.005 ANGLES: ±1/2° FRACTIONS: ±1/16 SURFACE FINISH: √63	DRAWN: R.EVANS	09/16/21
	CHECKED: I.ROBB	02/14/22



AIRMAR TECHNOLOGY CORPORATION
35 MEADOWBROOK DR
MILFORD NH 03055-4613 USA
TEL: 603-673-9570 FAX: 603-673-4624

TITLE			
WIRING, ADPTR CBL TDT1000 C332 9M-A & 8M-G GARMIN			

MATERIAL	AS NOTED
----------	----------

SIZE	SCALE: NONE	DOC NUMBER	DOC REV
B	SHEET 1 OF 1	D-20228	1

THIS DOCUMENT AND THE DATA DISCLOSED HEREIN OR HEREWITH IS NOT TO BE REPRODUCED, USED, OR DISCLOSED IN WHOLE OR IN PART TO ANYONE WITHOUT THE PERMISSION OF AIRMAR

CRITICAL DIMENSIONS (REF) DO NOT SCALE DRAWING

4

3

2

1